

# Teaching and Learning 3D Transformations in Introductory Computer Graphics: A User Study

Thomas Suselo, Burkhard C. Wünsche and Andrew Luxton-Reilly

*School of Computer Science, University of Auckland, Auckland, New Zealand*  
*tsus609@aucklanduni.ac.nz, burkhard@cs.auckland.ac.nz, a.luxton-reilly@auckland.ac.nz*

**Keywords:** Computing Education, 3D Transformations, Computer Graphics, Spatial Skills.

**Abstract:** Three-dimensional (3D) transformations are fundamental in computer graphics and hence an important component of introductory courses in this field. So far there has been no research investigating the learning challenges and whether they are predominantly related to the underlying mathematics, problem solving skills, programming issues, or a lack of visuospatial abilities. In this paper we present a user study investigating which 3D transformation concepts students struggle with and why. Our results suggest that most students understand primitive transformations, but often make errors with sequences of transformations, e.g., due to not understanding how transformations affect each other or what the correct order of operations is in English language, OpenGL code, or as a matrix product. Other frequent errors are misunderstanding the rotation direction (i.e., clockwise vs. anti-clockwise) and misinterpreting scaling factors. In addition, many students seem to lack spatial reasoning skills to interpret images of 3D transformations and to make mental models of their effect. Our results illustrate common misconceptions and problems, and we discuss strategies for educators to improve the teaching of 3D transformations in computer graphics.

## 1 INTRODUCTION

Three-dimensional (3D) transformations are an essential component of many introductory computer graphics courses (Balreira et al., 2018), and are used for modelling, view transformations, texturing, and rendering. Evidence from the field of mathematics (Kakoma, 2015; Ada and Kurtulus, 2010; Mbusi, 2016), previous research (Oberdörfer et al., 2019; Suselo et al., 2022), and our own experience, suggest that many students find this topic difficult. A possible reason might be that computer graphics in general requires a diverse range of skills, such as mathematics, programming, problem-solving and visuospatial skills (Naiman, 1996; Schweitzer et al., 2010; Suselo et al., 2017).

While the topic of 3D transformations in computer graphics has not been thoroughly investigated, several authors investigated teaching and learning of geometry. It has been suggested that spatial skills, including mental rotation skills (Anderson et al., 2008; Kalogirou and Gagatsis, 2011), are an essential component of geometry education (Jones and Tzekaki, 2016; Leikin and Lev, 2007; Kinach, 2012; Lohman, 1996; Sutton and Williams, 2012).

Teaching 3D transformations in the context of computer graphics is more complex, since there is a plain-language description, a mathematical representation, and also a representation in program code, which in itself can be based on different representations such as scene graphs or matrix stacks.

Many tools have been proposed to support teaching of computer graphics concepts such as 3D transformations (Suselo et al., 2019; Wünsche et al., 2021). However, we could find only one study investigating 3D transformations in the context of computer graphics. Suselo et al. analysed data from eleven years of exam results and propose that the difficulty of a question is predominantly determined by the way students need to apply concepts to find a solution, rather than the concepts tested (Suselo et al., 2021). The authors suggest that lack of spatial reasoning skills impedes learning but they do not investigate at what steps of the solutions process students struggle most.

In this research we aim to identify which aspects of the transformation topic pose particular challenges for students by evaluating how students approach 3D transformation questions, and at what point misunderstandings occur.

Our research informs educators of common prob-

lems in teaching and learning 3D transformations, and discusses how these could be overcome.

## 2 RESEARCH QUESTION

In this research we aim to answer the following research questions:

RQ 1: What concepts related to 3D transformations do students struggle with most and why?

RQ 2: When solving 3D transformation questions, at what point during the solution process do students have difficulties?

## 3 RELATED WORK

Researchers have developed and experimented with a variety of tools to support teaching of computer graphics ranging from using graphics APIs (Cunningham, 2000; Cunningham and Shiflet, 2003; Angel et al., 2006), to modelling and animation tools (Elyan, 2012; Kadam et al., 2013), game engines (Dickson, 2015; Smith and Sung, 2019), visualisation tools (Dias et al., 2006), and custom made tools (Suselo et al., 2019; Reina et al., 2014). More recent frameworks also integrate automatic assessment capabilities (Andujar et al., 2018; Wünsche et al., 2018; Wünsche et al., 2019; Wünsche et al., 2021).

While most tools support teaching of 3D transformations, they typically have limited functionality that only allows students to perform such transformations and receive visual feedback. Tools using a constructivist approach have the advantage that students can obtain an intuitive understanding of transformations, without having to know and understand the underlying mathematical representations.

Several researchers have proposed specialised tools for teaching transformations in order to emphasise the relationship between mathematical representations, programming constructs implementing them, and the visual effect (Felkel et al., 2018). A recently explored medium is AR/VR since the presentation of spatial knowledge in an immersive way might improve understanding (Suselo et al., 2018; Suselo et al., 2021; Oberdörfer et al., 2019).

We were unable to find research about student problems with 3D transformations in computer graphics apart from our analysis of exam results mentioned above (Suselo et al., 2022). However, several authors investigated misconceptions in geometry within a mathematics curriculum.

Özerem conducted a study with 28 high school pupils and found that common errors were using wrong formulas, lack of recognition and perception of properties, errors in calculations, and omitting details (Özerem, 2012). Kakoma analysed 1000 scripts from final year high school students and found that the majority of students did not understand basic concepts in Euclidean transformations (rotation, translation, scaling) and that most errors were conceptual (Kakoma, 2015). Ada and Kurtulus investigated geometric misconceptions of 126 university students in their third year of study of mathematics education. The authors report that the most common mistake was that students seemed to understand the algebraic meaning of translation and rotation, but not their geometric meaning (Ada and Kurtulus, 2010). Mbusi found that students lacked both procedural and conceptual knowledge about transformations, and often struggled to visualise their effect (Mbusi, 2016). Turgut et al. report that prospective elementary mathematics teachers could rotate figures in 2D if a rotation axis was provided, but generally failed to find the centre of rotation of rotated figures (Turgut et al., 2014).

## 4 METHODOLOGY

### 4.1 Context of Study

We performed a study investigating students' problems with 3D transformation at the University of Auckland, a leading research-focused urban university in New Zealand.

Participants of the user study were third and fourth year students, who were majoring in Computer Science ( $\approx 90\%$ ) or Software Engineering ( $\approx 10\%$ ) and had completed a 3rd year introductory computer graphics module.

The module was delivered over 6 weeks and consisted of the following components:

Week 1: OpenGL introduction and geometric primitives

Week 2: Illumination, shading and shadows

Week 3: 3D transformations and modelling

Week 4: Texture mapping

Week 5: Ray tracing

Week 6: Parametric curves and surfaces

The topics are consistent with those identified in a survey of introductory computer graphics courses (Baltreira et al., 2018), except that we do not teach animations due to lack of time. The OpenGL component is

taught using a bottom-up methodology, first teaching students the fundamentals and then more advanced graphics concepts. This teaching methodology has been reported to be the most common approach for introductory computer graphics (Suselo et al., 2017).

The module uses C/C++ for programming tasks, but most students only have a minimal exposure to this language (about 2 weeks in a year 2 “computer systems” paper) and will have predominantly used Python and Java before entering the course. Students are given web links for self-learning the basics of C/C++.

## 4.2 Demographics

Our user study had 20 participants (14 male, 6 female) all of whom were current students and had completed the introductory computer graphics module described above. Fifteen of the students had completed the module three months before the study, and five students more than one year before the study. Eighteen students were between 20 and 30 years old and two students were older than 30 years.

During the user study participants were individually interviewed and asked to solve 2D and 3D transformation problems (explained below) and verbalise their thoughts during the solution process. The interviewer made notes of these thoughts and observed all steps of the solution process. The total time for this study was 30 minutes.

Participants received a \$30 supermarket voucher as a token of our appreciation.

## 4.3 User Study Activities

We selected three problems about 3D transformations, and one about a 2D transformation. In order to gain more insight into the solution process, the problems were divided into multiple tasks covering conceptual understanding, ability to write OpenGL code, and ability to write mathematical representations (transformation matrices). This resulted in 12 questions:

- **Problem #1:** Rotate the 2D shape in figure 1 by  $90^\circ$  around the  $x$ -axis.
  - **Q1:** How do you determine the rotation direction?
  - **Q2:** How do you determine the position of the shape after rotation?
  - **Q3:** Please draw the rotated shape.
- **Problem #2:** Transform the 2D shape in figure 2 (a) into the shape in figure 2 (b) by using a sequence of primitive 3D transformations.

- **Q4:** Please describe the required transformations in plain English.
- **Q5:** Please write down a sequence of OpenGL commands performing the required transformation.
- **Q6:** Please write down a sequence of homogeneous 3D matrices performing the required transformation.
- **Problem #3:** Transform the 2D shape in figure 3 (a) into the shape in figure 3 (b) by using a sequence of primitive 2D transformations.
  - **Q7:** Please describe the required transformations in plain English.
  - **Q8:** Please write down a sequence of OpenGL commands performing the required transformation.
  - **Q9:** Please write down a sequence of homogeneous 2D matrices performing the required transformation.
- **Problem #4:** Transform the 3D shape in figure 4 (a) into the shape in figure 4 (b) by using a 3D transformation.
  - **Q10:** Please describe the required transformation in plain English.
  - **Q11:** Please write down the OpenGL command for performing the required transformation.
  - **Q12:** Please write down a homogeneous 3D matrix performing the required transformation.

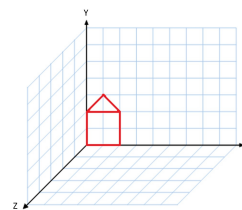


Figure 1: User study problem #1: Rotating a 2D shape around the  $x$ -axis.

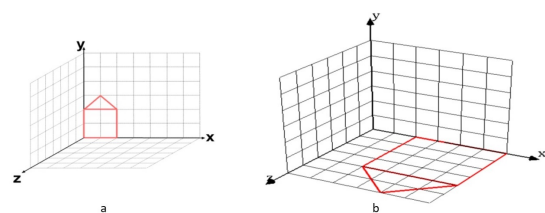


Figure 2: User study problem #2: Transform a given 2D shape (a) into another shape (b) using a sequence of primitive 3D transformations.

## 5 RESULTS

### 5.1 Conceptual Understanding

The first problem, and the first task of the remaining three problems, tested conceptual understanding by asking students to describe the solution in plain English and/or by drawing it.

For question Q1 eight participants mentioned the right-hand rule and described it correctly. Two students described it incorrectly: one used the index finger to point along the axis, and another one used the thumb to point along the rotation axis, but then thought the fingers would specify the clockwise-direction. Seven participants used a “clock” metaphor, e.g., facing the  $x$ -axis and imagining there is a clock, using a pen aligned with the  $x$ -axis and imagining it was a clock, or looking at their mobile phone (which had an analogue-clock representation). Three participants said “I visualise it”, but were unable to be more specific.

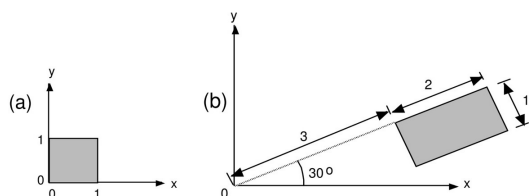


Figure 3: User study problem #3: Transform a given 2D shape (a) into another shape (b) using a sequence of primitive 2D transformations.

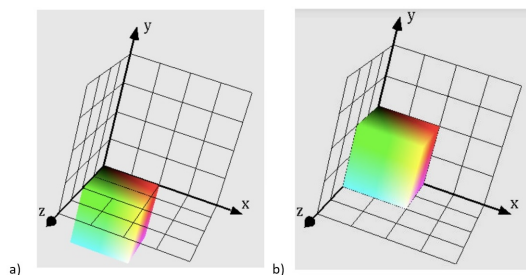


Figure 4: User study problem #4: Transform a given 3D shape (a) into another shape (b) using a 3D transformation.

For question Q2 eight students indicated on paper how the object would move, two students described how specific points would move, and ten students explained what they assumed would be the final position of the house shape.

For question Q3 fifteen students drew the rotated shape correctly and five incorrectly. From the incorrect solutions two students used the wrong right-hand rule (see above) and three students described the rotation correctly, but were apparently unable to mentally

perform the rotation and hence drew it incorrectly.

For question Q4 (problem #2) we asked participants to explain in plain English how the object in figure 2 is transformed. Only eight students gave a completely correct explanation. For the incorrect answers the following errors were observed (multiple errors were possible):

- Six participants made errors in the order. In all cases students said they would first translate by 2 in the  $x$ -direction, and then scale by 2 in both the  $x$ - and  $y$ -directions. While this order is possible, it is only correct when translating by one, since the scaling will double the distance to the origin.
- Seven participants described a wrong rotation (six rotated  $90^\circ$  clockwise and one by  $180^\circ$ ).
- Two participants described an incorrect scaling, i.e., only scaled in the  $x$ -direction or did not specify the coordinate directions.

For question Q7 (problem #3) we asked participants to explain in plain English how the object in figure 3 is transformed. Only four students gave a completely correct explanation. Three of them first scaled in the  $x$ -direction, then translated by  $y=-1$  and  $x=3$ , and then rotated by  $30^\circ$  anti-clockwise. One student came up with a different solution, i.e., translating by 1.5 in  $y$ -direction, scaling by 2 in the  $y$ -direction, and then rotating by  $60^\circ$  clockwise. For the incorrect answers the following errors were observed (multiple errors were possible):

- Nine participants made errors in the order. In most cases students translated by 3 in the  $x$ -direction after rotating  $30^\circ$  anti-clockwise. A few students did the scaling after the rotation and/or translation.
- Two students specified an incorrect translation amount, i.e., rotated first and then tried to compute the translation amount using the Pythagorean theorem, but computed it incorrectly.
- Two students rotated clockwise rather than anti-clockwise.
- Two students had a correct solutions except that they forgot to translate by -1 in the  $y$ -direction before the rotation.
- Two solutions were completely incorrect and it was unclear what the students tried to do and hence we were unable to classify the errors.

For question Q10 (problem #4) we asked participants to explain in plain English how the object in figure 4 is transformed. Fourteen students answered correctly that the object needs to be translated by 2 units in the  $y$ -direction. Five students answered -2 units in

the  $y$ -direction. We are unsure whether they misinterpreted the question (i.e., transformed the object from part (b) of the figure into that in part (a)), or whether students believed that it must be a negative translation because the object is on the negative  $y$ -axis. One student said that a rotation around the  $x$ -axis is necessary to get the image in (b).

## 5.2 OpenGL Code

As mentioned previously only 8 out of 20 participants managed to describe the solution for question Q4 correctly in plain English. From those eight participants only three managed to write completely correct OpenGL code for question Q5. For the remaining 17 students the following errors were observed (multiple errors are possible):

- Six participants wrote the OpenGL commands in the same order as in English language, whereas it should have been the opposite order.
- Seven participants reversed the order from their English language description correctly, but ended up with incorrect results since that description was wrong.
- One participant used neither the same nor the reverse order as in English language.
- Three participants used a scale factor of zero producing an incorrect result (five more students used a scale factor of zero for a coordinate which didn't effect the result).
- Three participants scaled or translated in an incorrect coordinate direction.
- One participant didn't answer that question.

As mentioned previously only 4 out of 20 participants managed to describe the solution for question Q7 correctly in plain English. None of the 20 participants managed to write completely correct OpenGL code for the solution. From the four participants who described the solution correctly in English, two wrote the solution using the same order as in English language, and two performed a rotation by  $-30^\circ$  even though they specified for Q6 correctly that the rotation needs to be anti-clockwise. For the remaining 16 participants the following errors were observed (multiple errors are possible):

- Three participants wrote the OpenGL commands in the same order as in English language, whereas it should have been the opposite order.
- Nine participants generated an incorrect English language description, but correctly translated it into OpenGL code by reversing the order of commands.

- Two participant used neither the same nor the reverse order as in English language.
- Six participants used a scale factor of zero producing an incorrect result (two more students used a scale factor of zero where it didn't effect the result).
- Two participants scaled or translated in an incorrect coordinate direction.
- One participant didn't answer the question.

For question Q11 twelve students provided the correct answer (all of them had answered question Q10 correctly). Two of the students who answered question 10 correctly used in the OpenGL code the 3D translation vector (1,2,1) instead of (0,2,0).

## 5.3 Mathematical Description

For question Q6 only one participant gave the correct answer. For the remaining 19 participants the following errors were observed:

- Ten participants did not provide an answer.
- Four participants wrote down at least one matrix for the scaling, translation and rotation component, but none of these components was correct.
- Two participants got one matrix correct (translation or scaling).
- Three participants provided the correct translation and scaling matrix, but made errors in the rotation matrix.

For question Q9 no participant gave the correct answer and the following errors were observed:

- Twelve participants did not provide an answer.
- Six participants wrote down at least one matrix for the scaling, translation and rotation component, but none of these components was correct.
- Two participants provided the correct translation and scaling matrix, but made errors in the rotation matrix.

For question Q12 only two participants gave the correct answer, both of them also answered questions Q10 and Q11 correctly. For the remaining 18 participants the following errors were observed:

- Nine participants did not provide an answer.
- Four participants made the same mistake as in the English language description, i.e., translated by -2 in  $y$ -direction.
- Six participants didn't know the correct format of a translation matrix, i.e., either had translation parameters in incorrect positions or wrote the translation matrix as a  $3 \times 3$  matrix without a homogeneous component.

## 6 DISCUSSION

### 6.1 Common Problems

Our results from analysing conceptual understanding (explaining a solution in plain English) suggests that for a proportion of students (in our case at least 25%) problems existed even for fundamental concepts such as simple rotations or translations of 3D objects or correct scale factors (using a scale factor of 0 instead of 1 if the coordinate should stay unchanged). Despite being taught and emphasised in lectures, more than half of the students couldn't recall the right-hand rule. However, about a third of students made their own mental model of rotations and were able to use it correctly.

Problems were particularly evident for sequences of transformations. While all students seemed to have a general idea of what to do (i.e., for problem #2 and #3 to use a translation, scaling and rotation), more than half of the students didn't seem to have a mental model of how a transformation would effect a subsequent transformation (e.g., scaling before or after a translation, or how the position of an object effects the result of a rotation).

One surprising result was that many students who were able to describe the solution correctly in plain English, made mistakes when writing the solution as OpenGL code. The most common problems were using the wrong order of commands or selecting wrong values for parameters not required in the conceptual explanation (e.g. students translated "scale by 2 in  $x$ -direction" into OpenGL code scaling by 2 in  $x$ -direction and by 0 in the other dimensions, rather than scaling by 1 in the dimensions where the object should not change).

Students struggled with writing down correct transformation matrices. For the simplest problem only 2 out of 20 students were able produce a correct matrix, and for the most complex problem nobody gave the correct answer. We observed many basic errors, e.g., incorrect parameters or incorrect format (writing a translation as non-homogeneous matrix).

### 6.2 Causes of Problems

Student problems with remembering basic facts such as scaling by one rather than zero, or clockwise vs. anti-clockwise rotation direction could have two reasons: (1) The user study participants completed the computer graphics module at least 3 months (for five of them even more than a year) before the study, and they might have simply forgotten certain details. Note

that none of the participants was a current postgraduate student in computer graphics. (2) We used a web-based teaching and assessment tool (Wünsche et al., 2018; Wünsche et al., 2019), which was used for weekly programming labs. The tool might have encouraged students to solve problems by trial-and-error, rather than thinking deeply about the meaning and effect of different commands and parameters.

Participants in our user study seemed to find questions using sequences of transformations and different representations more difficult. This could be due to these questions having a relatively high cognitive load, since students have to create a mental model of the problem, associating it with different representations (e.g., OpenGL code and visuals), and finding a solution. This finding is in line with research that cognitive systems can quickly be overburdened causing errors in performing relatively complex tasks (Huang et al., 2009). While some previous research has shown that graphical representations can improve understanding (Ziemkiewicz and Kosara, 2008; Jones and Tzekaki, 2016), research in cognitive science indicates that the effectiveness of graphical representations depends on users' working memory capacity (Lohse, 1997) and memory updating ability (Xing et al., 2019). Hence for many students with existing deficits (mathematics, visuospatial skills), our teaching tools and assessment tasks might have been too complex. This observation correspond with the "visual chunking theory" that students with high spatial abilities are able to solve problems with a lower cognitive load by using "visual chunking" (Stieff et al., 2020).

Related to this is that many of our questions used visual representations and participants with low visuospatial skills might have struggled to translate the visual representation into appropriate actions (Gilhooly and Murphy, 2005). Furthermore, research in mathematics education suggests that the benefits of imagery depend on users' abilities, i.e., high achievers prefer and benefit from schematic imagery, whereas low achievers prefer more simplistic pictorial images (van Garderen, 2006).

We attribute participants' problems with writing down mathematical equations to a combination of issues:

- We observed that many students struggle with mathematics and often don't know simple concepts such as vector arithmetic or matrix multiplications.
- Because of students' reducing mathematics abilities our teaching has become progressively more programming-based (emphasising conceptual understanding and giving students visual feedback).

Hence it is possible to get good grades without understanding the underlying mathematics, which might have encouraged students to study mathematical representations less.

- As mentioned previously students completed the computer graphics module at least three months before the user study and hence might have forgotten many details.

### 6.3 Implications on Teaching

We consider mathematics to be very important and provide students with self-learning material and teach all material exceeding high-school mathematics knowledge. However, we suggest that for an introductory course reliance on mathematics abilities should be reduced where possible, in order to make it accessible to students with a wider range of backgrounds (e.g. creative industries).

We believe that students can learn and apply computer graphics concepts such as 3D transformations without memorising the exact mathematical details (formulas). We removed a mathematics prerequisite around 2013 and did not observe any change in performance in subsequent years. A subsequent study (to be published), showed that correlation between success in computer graphics and mathematics abilities was similar to correlation with general academic performance.

Our research indicates that understanding of 3D scenes and 3D transformations requires visuospatial (spatial reasoning) skills. This corresponds to observations that spatial skills are correlated with success in 3D geometric thinking (Pittalis and Christou, 2010; Fujita et al., 2020), other mathematical fields (Cheng and Mix, 2014; Lowrie and Logan, 2018; Lowrie et al., 2018), and introductory programming (Cooper et al., 2015; Parkinson and Cutts, 2018; Parkinson, 2020; Bockmon et al., 2020).

While spatial reasoning skills can be trained (Lowrie et al., 2019; Sorby et al., 2013; Uttal et al., 2012) this is rarely part of school and university curricula and many researchers call for a more spatially enriched education (Maranto and Wai, 2020; Gold et al., 2018; Stieff and Uttal, 2015; Uttal et al., 2012). We believe spatial skills should be trained as part of a computer graphics and computing curriculum in general.

We recommend instructors to take into account that students with low socio-economic status have statistically lower spatial skills (Möhring et al., 2021). Hence the way course content is presented and assessed may disadvantage students from these groups.

We believe AR/VR tools might be particular suitable both for training spatial skills (Pathak et al., 2020), as well as for improving teaching and learning of computer graphics. Reasons are their immersive nature and the potential to reduce cognitive load in users by providing a better understanding of 3D concepts (Oberdörfer and Latoschik, 2018; Oberdörfer et al., 2019; Suselo et al., 2018; Demitriadou et al., 2019; Martín-Gutiérrez et al., 2015; Suselo et al., 2021).

## 7 LIMITATIONS

Our user study had only 20 participants and it is unclear whether they provided an appropriate representation of the student cohort. We analysed grades from participants and they varied from failed to A grades, and had a similar distribution to the entire cohort, but overall were slightly higher.

Participants from the user study completed the computer graphics module between 3 months and more than a year ago, and might have forgotten many concepts by the time of the user study. This might have contributed to the fact that many students didn't know details, such as the definition of anti-clockwise or mathematical representations, but had a satisfactory conceptual understanding of transformations.

## 8 CONCLUSION AND FUTURE WORK

Our user study showed that most students conceptually understood primitive transformations, but often missed important details, e.g., confusing clockwise and anti-clockwise direction, and in particular found it hard to apply these concepts to solve more complex problems.

Many students did not understand how transformations affect each other, or misunderstood how the order of the execution of transformations is related to the order they are written in English language, the order of function calls in OpenGL code, or as a matrix product. We recommend that these differences are emphasised in teaching and assessment.

Many difficulties seemed to be related to the representation of transformations and users' inability to construct a solution mentally. We suggest that this might be caused by differences in visuospatial skills and we believe such skills should be trained, and AR/VR tools should be used to improve students' spatial understanding

In future work we would like to investigate the effect of visuospatial skills in more detail, i.e., test students' spatial reasoning skills and correlate them with performance for different assessment types in order to investigate which spatial skills are most important, i.e. spatial perception, spatial visualisation, mental rotation or visuospatial memory. We would like to provide a more spatially enriched curriculum and test whether it improves students' performance.

Furthermore, we want to investigate ways to integrate formative feedback into our teaching tools to make students more aware of misconceptions (Sanna et al., 2012; Lamberti et al., 2014; Hodgkinson et al., 2016). Ideally we would like to add concepts from intelligent tutoring systems (ITS), such as automatic difficulty adjustment and customised lesson content, in order to ensure that students can build up knowledge incrementally and repeat basic concepts where required (Crow et al., 2018).

## ACKNOWLEDGEMENTS

The authors of the paper would like to acknowledge and thank our students and the user study participants for their interest, effort and contribution. The user study was approved by University of Auckland Human Participants Ethics Committee Reference number 019021.

## REFERENCES

- Ada, T. and Kurtulus, A. (2010). Students' misconceptions and errors in transformation geometry. *International Journal of Mathematical Education in Science and Technology*, 41:901–909.
- Anderson, K. L., Casey, M. B., Thompson, W. L., Burrage, M. S., Pezaris, E. E., and Kosslyn, S. M. (2008). Performance on middle school geometry problems with geometry clues matched to three different cognitive styles. *Mind, Brain, and Education*, 2:188–197.
- Andujar, C., Chica, A., Fairén, M., and Vinacua, A. (2018). GL-Socket: A CG Plugin-based Framework for Teaching and Assessment. In *Proc. of Eurographics 2018 - Education Papers*, pages 25–32, Goslar, Germany. The Eurographics Association.
- Angel, E., Cunningham, S., Shirley, P., and Sung, K. (2006). Teaching computer graphics without raster-level algorithms. *SIGCSE Bull.*, 38(1):266–267.
- Balreira, D. G., Walter, M., and Fellner, D. W. (2018). A survey of the contents in introductory computer graphics courses. *Computers & Graphics*, 77:88–96.
- Bockmon, R., Cooper, S., Gratch, J., Zhang, J., and Dorodchi, M. (2020). Can students' spatial skills predict their programming abilities? In *Proceedings of the 2020 ACM Conference on Innovation and Technology in Computer Science Education (ITiCSE '20)*, pages 446–451, New York, NY, USA. Association for Computing Machinery.
- Cheng, Y.-L. and Mix, K. S. (2014). Spatial training improves children's mathematics ability. *Journal of Cognition and Development*, 15(1):2–11.
- Cooper, S., Wang, K., Israni, M., and Sorby, S. (2015). Spatial skills training in introductory computing. In *Proceedings of the Eleventh Annual International Conference on International Computing Education Research (ICER '15)*, pages 13–20, New York, NY, USA. Association for Computing Machinery.
- Crow, T., Luxton-Reilly, A., and Wünsche, B. C. (2018). Intelligent tutoring systems for programming education: A systematic review. In *Proceedings of the 20th Australasian Computing Education Conference (ACE 2018)*, pages 53–62, New York, NY, USA. Association for Computing Machinery.
- Cunningham, S. (2000). Re-inventing the introductory computer graphics course: Providing tools for a wider audience. *Computers & Graphics*, 24(2):293–296.
- Cunningham, S. and Shiflet, A. B. (2003). Computer graphics in undergraduate computational science education. In *Proceedings of the 34th Technical Symposium on Computer Science Education (SIGCSE 2003)*, pages 372–375, New York, NY, USA. Association for Computing Machinery.
- Demitriadou, E., Stavroulia, K.-E., and Lanitis, A. (2019). Comparative evaluation of virtual and augmented reality for teaching mathematics in primary education. *Education and Information Technologies*, 25:381–401.
- Dias, P., Madeira, J., and Santos, B. S. (2006). Using vtk as a tool for teaching and applying computer graphics. In Brown, J. and Hansmann, W., editors, *Proc. of Eurographics 2006 - Education Papers*, pages 61–67, Goslar, Germany. The Eurographics Association.
- Dickson, P. E. (2015). Using unity to teach game development: When you've never written a game. In *Proceedings of the 2015 ACM Conference on Innovation and Technology in Computer Science Education (ITiCSE 2015)*, pages 75–80, New York, NY, USA. Association for Computing Machinery.
- Elyan, E. (2012). Enhanced interactivity and engagement: Learning by doing to simplify mathematical concepts in computer graphics and animation. In *Proceedings of the 2012 IEEE Global Engineering Education Conference (EDUCON)*, pages 1–8, Marrakech, Morocco. IEEE.
- Felkel, P., Magana, A. J., Folta, M., Sears, A. G., and Benes, B. (2018). I3t: Using interactive computer graphics to teach geometric transformations. In Post, F. and Žára, J., editors, *Proc. of Eurographics 2018 - Education Papers*, page 1, Goslar, DEU. The Eurographics Association.
- Fujita, T., Kondo, Y., Kumakura, H., Kunimune, S., and Jones, K. (2020). Spatial reasoning skills about 2d representations of 3d geometrical shapes in grades 4 to 9. *Mathematics Education Research Journal*, 32(1):235–255.



- Gilhooly, K. and Murphy, P. (2005). Differentiating insight from non-insight problems. *Thinking & Reasoning*, 11(3):279–302.
- Gold, A. U., Pendergast, P. M., Ormand, C. J., Budd, D. A., Stempien, J. A., Mueller, K. J., and Kravitz, K. A. (2018). Spatial Skills in Undergraduate Students—Influence of Gender, Motivation, Academic Training, and Childhood Play. *Geosphere*, 14(2):668–683.
- Hodgkinson, B., Lutteroth, C., and Wünsche, B. C. (2016). glGetFeedback - Towards Automatic Feedback and Assessment for OpenGL 3D Modelling Assignments. In *Proceedings of Image and Vision Computing New Zealand (IVCNZ 2016)*, pages 1–6, Palmerston North, New Zealand. IEEE.
- Huang, W., Eades, P., and Hong, S.-H. (2009). Measuring effectiveness of graph visualizations: A cognitive load perspective. *Information Visualization*, 8(3):139–152.
- Jones, K. and Tzekaki, M. (2016). *Research on the Teaching and Learning of Geometry*, chapter 1, pages 109–149. SensePublishers, Rotterdam.
- Kadam, K., Sahasrabudhe, S., Iyer, S., and Kamat, V. (2013). Integration of blender 3d in basic computer graphics course. In *21st International Conference on Computers in Education (ICCE 2013)*, pages 477–479, Bali, Indonesia. Asia-Pacific Society for Computers in Education.
- Kakama, L. (2015). Understanding students’ misconceptions: An analysis of final grade 12 examination questions in geometry. *Pythagoras*, 36(1):1–11.
- Kalogirou, P. and Gagatsis, A. (2011). A first insight of the relationship between students’ spatial ability and geometrical figure apprehension. *Acta Didactica Universitatis Comenianae Mathematica*, 11:27–39.
- Kinach, B. M. (2012). Fostering spatial vs. metric understanding in geometry. *Mathematics Teacher*, 105(7):534–540.
- Lamberti, F., Sanna, A., Paravati, G., and Carlevaris, G. (2014). Automatic grading of 3D computer animation laboratory assignments. *IEEE Transactions on Learning Technologies*, 7(3):280–290.
- Leikin, R. and Lev, M. (2007). Multiple solution tasks as a magnifying glass for observation of mathematical creativity. In *Proceedings of the 31st International Conference for the Psychology of Mathematics Education*, volume 3, pages 161–168, Seoul, Korea. The Korea Society of Educational Studies in Mathematics Seoul.
- Lohman, D. F. (1996). *Spatial Ability and G*, chapter 1, pages 97–116. Lawrence Erlbaum Associates, Inc., Hillsdale, NJ, US.
- Lohse, G. L. (1997). The role of working memory on graphical information processing. *Behaviour & Information Technology*, 16(6):297–308.
- Lowrie, T. and Logan, T. (2018). *The Interaction Between Spatial Reasoning Constructs and Mathematics Understandings in Elementary Classrooms*, chapter 1, pages 253–276. Springer International Publishing, Cham, Switzerland.
- Lowrie, T., Logan, T., Harris, D., and Hegarty, M. (2018). The impact of an intervention program on students’ spatial reasoning: student engagement through mathematics-enhanced learning activities. *Cognitive Research: Principles and Implications*, 3(50):1–10.
- Lowrie, T., Logan, T., and Hegarty, M. (2019). The influence of spatial visualization training on students’ spatial reasoning and mathematics performance. *Journal of Cognition and Development*, 20(5):729–751.
- Maranto, R. and Wai, J. (2020). Why intelligence is missing from american education policy and practice, and what can be done about it. *Journal of Intelligence*, 8(1):1–12.
- Martín-Gutiérrez, J., Contero, M., and Alcañiz, M. (2015). Augmented reality to training spatial skills. *Procedia Computer Science*, 77:33–39.
- Mbusi, N. (2016). Misconceptions and related errors displayed by pre-service foundation phase teachers in transformation geometry. In *Proceedings of the ISTE International Conference on Mathematics, Science and Technology*, page 1, Limpopo, South Africa. UNISA.
- Möhring, W., Ribner, A. D., Segerer, R., Libertus, M. E., Kahl, T., Troesch, L. M., and Grob, A. (2021). Developmental trajectories of children’s spatial skills: Influencing variables and associations with later mathematical thinking. *Learning and Instruction*, 75:101515.
- Naiman, A. C. (1996). Interactive teaching modules for computer graphics. *SIGGRAPH Comput. Graph.*, 30(3):33–35.
- Oberdörfer, S., Heidrich, D., and Latoschik, M. E. (2019). Usability of gamified knowledge learning in vr and desktop-3d. In *Proc. of the Conference on Human Factors in Computing Systems (CHI ’19)*, pages 175:1–175:13, Glasgow, Scotland UK. ACM.
- Oberdörfer, S. and Latoschik, M. E. (2018). Effectivity of affine transformation knowledge training using game mechanics. In *Proceedings of the 10th International Conference on Virtual Worlds and Games for Serious Applications (VS Games ’18)*, pages 1–8, New York, NY, USA. IEEE.
- Özerem, A. (2012). Misconceptions in geometry and suggested solutions for seventh grade students. *Procedia - Social and Behavioral Sciences (Proc. of the 3rd International Conference on New Horizons in Education (INTE 2012))*, 55:720–729.
- Parkinson, J. (2020). Investigating spatial skills in computing education. In *Proceedings of the 2020 ACM Conference on International Computing Education Research (ICER ’20)*, pages 340–341, New York, NY, USA. Association for Computing Machinery.
- Parkinson, J. and Cutts, Q. (2018). Investigating the relationship between spatial skills and computer science. In *Proceedings of the 2018 ACM Conference on International Computing Education Research (ICER ’18)*, pages 106–114, New York, NY, USA. Association for Computing Machinery.
- Pathak, A., Chang, J. S. K., Resch, G., Doucette, A., Yeboah, G., Welsh, T. N., Nitsche, M., and Mazalek, A. (2020). Thinking through the box: Evaluating a 3d game to engage penetrative thinking. *Frontiers in Virtual Reality*, 1:33.

- Pittalis, M. and Christou, C. (2010). Types of reasoning in 3d geometry thinking and their relation with spatial ability. *Educational Studies in Mathematics*, 75(2):191–212.
- Reina, G., Müller, T., and Ertl, T. (2014). Incorporating modern opengl into computer graphics education. *IEEE Computer Graphics and Applications*, 34(4):16–21.
- Sanna, A., Lamberti, F., Paravati, G., and Demartini, C. (2012). Automatic assessment of 3D modeling exams. *IEEE Transactions on Learning Technologies*, 5(1):2–10.
- Schweitzer, D., Boleng, J., and Graham, P. (2010). Teaching introductory computer graphics with the processing language. *Journal of Computing Sciences in Colleges*, 26(2):73–79.
- Smith, G. and Sung, K. (2019). Teaching computer graphics based on a commercial product. In Tarini, M. and Galin, E., editors, *Proc. of Eurographics 2019 - Education Papers*, pages 63–70, Goslar, Germany. The Eurographics Association.
- Sorby, S., Casey, B., Veurink, N., and Dulaney, A. (2013). The role of spatial training in improving spatial and calculus performance in engineering students. *Learning and Individual Differences*, 26:20–29.
- Stieff, M. and Uttal, D. (2015). How much can spatial training improve stem achievement? *Educational Psychology Review*, 27(4):607–615.
- Stieff, M., Werner, S., DeSutter, D., Franconeri, S., and Hegarty, M. (2020). Visual chunking as a strategy for spatial thinking in stem. *Cognitive Research: Principles and Implications*, 5(15):1–15.
- Suselo, T., Wünsche, B. C., and Luxton-Reilly, A. (2017). The journey to improve teaching computer graphics: A systematic review. In *Proceedings of the 25th International Conference on Computers in Education (ICCE 2017)*, pages 361–366, Christchurch, New Zealand. APSCE.
- Suselo, T., Wünsche, B. C., and Luxton-Reilly, A. (2018). Mobile augmented reality as a teaching medium in an introductory computer graphics course. In *Proceedings of the 6th International Conference on Learning and Teaching in Computing and Engineering (LaTiCE 2018)*, pages 1–5, Auckland, New Zealand. IEEE.
- Suselo, T., Wünsche, B. C., and Luxton-Reilly, A. (2019). Technologies and tools to support teaching and learning computer graphics: A literature review. In *Proceedings of the Twenty-First Australasian Computing Education Conference (ACE 2019)*, pages 96–105, Sydney, NSW, Australia. ACM.
- Suselo, T., Wünsche, B. C., and Luxton-Reilly, A. (2021). Using mobile augmented reality for teaching 3d transformations. In *Proceedings of the 52nd ACM Technical Symposium on Computer Science Education (SIGCSE 2021)*, pages 872–878, New York, NY, USA. Association for Computing Machinery.
- Suselo, T., Wünsche, B. C., and Luxton-Reilly, A. (2022). Why are 3d transformations in computer graphics difficult? an analysis of a decade of exam questions. In *Proceedings of the Twenty-Fourth Australasian Computing Education Conference (ACE 2022)*, pages 1–10, New York, NY, USA. ACM.
- Sutton, K. and Williams, A. (2012). Developing a discipline-based measure of visualisation. In *Proceedings of The Australian Conference on Science and Mathematics Education*, pages 115–120, Sydney, Australia. Open Journal Systems.
- Turgut, M., Yenilmez, K., and Anapa, P. (2014). Symmetry and rotation skills of prospective elementary mathematics teachers. *Bolema*, 28(48):383–402.
- Uttal, D., Meadow, N., Tipton, E., Hand, L. L., Alden, A., Warren, C., and Newcombe, N. (2012). The malleability of spatial skills: A meta-analysis of training studies. *Psychological bulletin*, 139(2):352–402.
- van Garderen, D. (2006). Spatial visualization, visual imagery, and mathematical problem solving of students with varying abilities. *Journal of Learning Disabilities*, 39(6):496–506. PMID: 17165617.
- Wünsche, B. C., Chen, Z., Shaw, L., Suselo, T., Leung, K.-C., Dimalen, D., Mark, W. v. d., Luxton-Reilly, A., and Lobb, R. (2018). Automatic assessment of OpenGL computer graphics assignments. In *Proc. of the 23rd Annual ACM Conference on Innovation and Technology in Computer Science Education (ITICSE 2018)*, pages 81–86, New York, NY, USA. ACM.
- Wünsche, B. C., Huang, E., Shaw, L., Suselo, T., Leung, K.-C., Dimalen, D., Mark, W. v. d., Luxton-Reilly, A., and Lobb, R. (2019). CodeRunnerGL - an interactive web-based tool for computer graphics teaching and assessment. In *Proc. of the International Conference on Electronics, Information, and Communication (ICEIC 2019)*, pages 1–7, New York, NY, USA. IEEE.
- Wünsche, B. C., Leung, K.-C., Dimalen, D., Mark, W. v. d., Suselo, T., Alex, Marylyn Shaw, A., Luxton-Reilly, A., and Lobb, R. (2021). Using an assessment tool to create sandboxes for computer graphics teaching in an online environment. In *Proceedings of the 10th Computer Science Education Research Conference (CSERC 2021)*, pages 1–10, New York, NY, USA. ACM.
- Xing, Q., Lu, Z., and Hu, J. (2019). The effect of working memory updating ability on spatial insight problem solving: Evidence from behavior and eye movement studies. *Frontiers in Psychology*, 10:927.
- Ziemkiewicz, C. and Kosara, R. (2008). The shaping of information by visual metaphors. *IEEE Transactions on Visualization and Computer Graphics*, 14(6):1269–1276.